

Configure

- Setup fixer.io API Key

Setup fixer.io API Key

Introduction

Fixer.io is a powerful and easy-to-use API for currency exchange rates. By integrating the Fixer API Key into your Wallos instance, you can unlock features such as multi-currency support, detailed statistics, and sorting options for subscriptions. This is particularly useful if you manage subscriptions in different currencies and want a consolidated financial overview.

Prerequisites

- [Complete Wallos Setup](#) on Docker Swarm with Traefik.
- Register an account at [Fixer.io](#).

Step 1: Register at Fixer.io

Visit [Fixer.io](#) and create an account. Registration is free and gives you access to their API services for currency exchange rates.

Step 2: Get Your API Key

Log in to your Fixer.io account and navigate to your [Fixer.io Dashboard](#). Copy the provided API Key, which will be used to integrate Fixer with Wallos.

Step 3: Add API Key to Wallos

To configure the Fixer API Key in Wallos:

1. Log in to your Wallos instance.
2. Navigate to the **Settings** page.
3. Locate the **Fixer API Key** section.
4. Paste your API Key into the designated field.
5. Select "fixer.io" as the provider from the dropdown menu.
6. Click **Save**.


Fixer API Key


API Key


Anbieter:

fixer.io

Speichern

 Falls du mehrere Währungen nutzt und genaue Statistiken und die Sortierungsfunktion nutzen möchtest, wird ein kostenfreier API Key von Fixer benötigt.

Erhalte deinen key bei: <https://fixer.io/> 

Alternativ können Sie einen kostenlosen Fixer-API-Schlüssel erhalten von <https://apilayer.com> 

Your Wallos instance is now configured to use the Fixer API for currency conversions and enhanced financial tracking.

Notes

- If you experience issues with the API Key, ensure your Fixer.io account is active and you are using the correct key.
- For additional API Key options, visit apilayer.com.